

TRANSMISSÃO

HOMOCINÉTICAS • DESLIZANTES • TRIZETAS • CRUZETAS
ROLAMENTOS • KIT DE EMBREAGEM



P · A · R · T · E · S

HOMOCINÉTICAS

FORD

W4H30

LADO RODA

DEL REY 1.6/1.8 89/91; PAMPA 1.6/1.8 (4X2) 89/97;
BELINA 1.8 89/91; SCALA 1.8 89/91

REF. 551407311 - TRAVA EXTERNA | DENTES 30 INT X 24 EXT



W4H31

LADO RODA

BELINA 1.4/1.6/1.8 75/78; CORCEL 1.4/1.6 71/86;
DEL REY/PAMPA 1.6 81/86 1.8 4X4 83/97

REF. BD5M3W427A - TRAVA EXTERNA | DENTES 30 INT X 24 EXT



W4H32

LADO RODA

COURIER 1.3 ENDURA 97/99;
FIESTA GII 1.0/1.3 ENDURA 96/98;
KA 1.0/1.3 ENDURA 97/99

REF. 97FU4K258AA - TRAVA EXTERNA | DENTES 20 INT X 25 EXT



W4H58

LADO RODA

COURIER 1.6 99/13; ECOSPORT 1.0/1.6 ZETEC 02/12;
FIESTA 1.0/1.6 ZETEC 02/12; FIESTA 1.6 ZETEC 99/06;
FOCUS 1.6 ZETEC 06/10; KA 1.6 ZETEC 00/12

REF. X5614K258BA - TRAVA CENTRAL | DENTES 21 INT X 25 EXT



W4H48

LADO RODA

ESCORT 1.3/1.6 82/92;
VERONA 1.6 90/92

REF. 81AG3K187AA - TRAVA EXTERNA | DENTES 22 INT X 23 EXT



W4H56

LADO RODA

ESCORT 1.6 AP 92/96

REF. 547407311 - TRAVA INTERNA | DENTES 30 INT X 25 EXT



W4H60

LADO RODA

VERONA 1.8 90/93;
ESCORT GUARUJA 1.8 89/92;
HOBBY 1.0/1.6 93/96

REF. 531-279A - TRAVA INTERNA | DENTES 30 INT X 23 EXT



W4H47

LADO RODA

ESCORT/VERONA 1.8/2.0 92/97

REF. 1171-419 - TRAVA INT | DENTES 30 INT X 25 EXT



W4H55

LADO RODA

FIESTA 1.4 16V ZETEC/1.8 96/06;
COURIER 1.4 16V ZETEC 97/98;
ESCORT ZETEC 1.6/1.8 97/03

REF. 97FU4K258CA - TRAVA EXTERNA | DENTES 22 INT X 25 EXT



W4H57

LADO RODA

FIESTA 1.0 ZETEC 99/06;
KA 1.0 ZETEC 00/12

REF. K5514K258AA - TRAVA CENTRAL | DENTES 20 INT X 25 EXT



W4H86

LADO RODA

FOCUS 1.8 2.0 16V 00/05;
FOCUS 1.6 ROCAN 04/

REF. 202-012 - TRAVA CENTRAL | DENTES 23 INT X 25 EXT



W4H105

LADO RODA

FOCUS 1.6/1.8 09/13
MTR SIGMA (MANUAL)

REF. AM553B437DB - TRAVA CENTRAL | DENTES 21 INT X 36 EXT



W4H106

LADO RODA

NOVA ECOSPORT 1.6 16V 13/
MTR SIGMA (MANUAL)

REF. CN154K258CA - TRAVA CENTRAL | DENTES 22 INT X 25 EXT



W4H154

LADO RODA

NEW KA 14/

REF. E3B54K25 - TRAVA CENTRAL | DENTES 20 INT X 25 EXT



W4H35

LADO RODA

VERSAILLES 1.8/2.0 92/00

REF. 3374073116 - TRAVA INTERNA | DENTES 30 INT X 22 EXT



W4H107

LADO RODA

RANGER 3.0 XL/XL4 4X4
ELECTRONIC 05/12

REF. 1L54-4A376-XA - TRAVA INTERNA | DENTES 24 INT X 27 EXT



TRANSMISSÃO



P · A · R · T · N · E · R

HOMOCINÉTICAS

GM

W4H95

LADO RODA | S/ABS

AGILE 1.4 8V 09/14

REF. 94725840 - TRAVA CENTRAL | DENTES 21 INT X 22 EXT



W4H118

LADO RODA | C/ABS

AGILE 1.4 8V 09/14; CELTA 1.0 8V 13/15;
CORSA HATCH/SEDAN 1.4 8V 10/14;
CORSA CLASSIC 1.4 8V 13/14 tds
(MANUAL)

REF. 94725839 - TRAVA CENTRAL | DENTES 21 INT X 22 EXT



W4H36

LADO RODA

CELTA 1.0/1.4 00/; CLASSIC 1.0/1.6 04/;
CORSA 1.0/1.4/1.6 94/; MONTANA 1.4 10/;
PRISMA 1.4 8V 07/

REF. 93230068 - TRAVA EXTERNA | DENTES 28 INT X 22 EXT



W4H114

LADO RODA

COBALT 1.8 11/; SONIC 1.6 13/;
SPIN 1.6 13/; 1.8 12/
(MANUAL)

REF. 94760584 - TRAVA CENTRAL | DENTES 23 INT X 25 EXT



W4H115

LADO RODA

COBALT 1.4 12/
(MANUAL)

REF. 94760582 - TRAVA CENTRAL | DENTES 21 INT X 25 EXT



W4H117

LADO RODA

COBALT 1.8 8V 13/; SPIN 1.8 13/;
ONIX 1.4 8V 13/; PRISMA 1.4 8V 13/
(AUTOMÁTICO)

REF. 94760580 - TRAVA CENTRAL | DENTES 23 INT X 25 EXT



W4H113

LADO RODA

CRUZE LT/LTZ 1.8 16V 12/16
(AUTOMÁTICO)

REF. VT 5249 - TRAVA CENTRAL | DENTES 31 INT X 33 EXT



W4H119

LADO RODA

CRUZE 1.8 13/
(MANUAL)

REF. 13465164 - TRAVA CENTRAL | DENTES 23 INT X 33 EXT



W4H70

LADO RODA | EIXO GKN | S/ABS

CORSA 1.8 8V 02/12;
MERIVA 1.8 8/16V 03/12; MERIVA 1.4 8V 08/13;
MONTANA 1.8 8V 04/12

REF. 2181-1329 - TRAVA CENTRAL | DENTES 22 INT X 23 EXT



W4H54

LADO RODA | EIXO DELPHI

CORSA 1.0/1.4/1.6 94/; MONTANA 1.8 8V 04/09

REF. 93262105 - TRAVA EXT | DENTES 22 INT X 22 EXT



W4H111

LADO RODA

SONIC 1.6 12/; ONIX 1.0/1.4 8V 12/;
PRISMA 1.0/1.4 8V 12/ (AUTOMÁTICO)

REF. 95228684 - TRAVA INTERNA | DENTES 30 INT X 25 EXT



W4H69

LADO RODA | EIXO GKN | C/ABS

MERIVA 1.8 8V/16V 03/12 1.4 8V 08/13
CORSA 1.8 8V 02/12; MONTANA 1.8 8V 04/12

REF. 2191-1329 - TRAVA CENTRAL | DENTES 23 INT X 22 EXT



W4H21

LADO RODA

ONIX/PRISMA 12/19;
COBALT 1.4 8V 12/;
SPIN 1.4 16/
(AUTOMÁTICO)

REF. 94760583 - TRAVA CENTRAL | DENTES 22 INT X EXT 25



W4H94

LADO RODA

ONIX/PRISMA 1.0/1.4 8V 12/19;
SPIN 1.8 8V (MANUAL)

REF. 52036481 - TRAVA CENTRAL | DENTES 20 INT X 25 EXT



W4H108

LADO RODA

S10/BLAZER 2.8 4X4 96/11
C/S/ABS

REF. 26059673 - TRAVA EXTERNA | DENTES 34 INT X 27 EXT



W4H104

LADO RODA

S10/TRAILBLAZER 13/

REF. 94768945 - TRAVA INTERNA | DENTES 26 INT X 17 EXT



TRANSMISSÃO



P · A · R · T · N · E · R

HOMOCINÉTICAS

GM

W4H109 LADO RODA

VECTRA 2.0/2.2 97/06 S/ABS

REF. 2381-779 - TRAVA EXTERNA | DENTES 25 INT X 33 EXT



W4H110 LADO RODA

VECTRA 2.0 8V/2.4 16V 05/10;
ASTRA 1.8/2.0 8/16V;
ZAFIRA 2.0 8/16V 01/09 S/ABS

REF. 93292610 - TRAVA EXTERNA | DENTES 25 INT X 33 EXT



W4H41 LADO RODA

MONZA 1.6/1.8/2.0 82/96; KADETT 1.8/2.0 83/93;
IPANEMA 1.8/2.0 90/93

REF. 932225287 - TRAVA EXT | DENTES 25 INT X 33 EXT



FIAT

W4H78 LADO RODA | S/ABS

DOBLO 1.3 8/16V 03/09
1.6 16V 01/09

REF. 46308205 - TRAVA CENTRAL | DENTES 22 INT X 22 EXT



W4H45 LADO RODA

DUCATO 2.5/2.8 94/07
ARO 15"

REF. 9566722180 - DENTES 39 INT X 28 EXT



W4H46 LADO RODA

DUCATO 2.5/2.8 94/07
ARO 16"

REF. 9567582280 - DENTES 35 INT X 45 EXT



W4H102 LADO RODA

DUCATO 08/
ARO 16"

REF. 7087161 - TRAVA INTERNA | DENTES 29 INT X 35 EXT



W4H121 LADO RODA | S/ABS

NOVO DUCATO 10/
ARO 15"

REF. 71771181 - TRAVA INTERNA | DENTES 27 INT X 28 EXT



W4H97 LADO RODA | S/ABS

IDEA 1.4 8V 03/14

REF. 7086007 - TRAVA CENTRAL | DENTES 21 INT X 22 EXT



W4H99 LADO RODA

PALIO NOVO 1.6 E-TORQ 12/
GRAND SIENA 1.6 16V E-TORQ 12/
ARGO 1.8 17/; CRONOS 1.8 18/
LINEA 1.8 16V E-TORQ 11/
PUNTO 1.6/1.8 16V 11/

REF. KJH 0123 - TRAVA CENTRAL | DENTES 24 INT X 25 EXT



W4H84 LADO RODA | S/ABS

PALIO/SIENA/STRADA/DOBLO 1.8 02/10;
IDEA 1.8 06/10

REF. 7084108 - TRAVA CENTRAL | DENTES 24 INT X 25 EXT



W4H40 LADO RODA

PALIO/WEEKEND 1.0/1.3/ 96/
FIORINO FIRE 1.3 8/16V 00/
SIENA 1.0 99/; UNO 1.0 96/

REF. 1491-599 - TRAVA EXTERNA | DENTES 20 INT X 22 EXT



W4H64 LADO RODA

PALIO/WEEKEND/STRADA/SIENA/DOBLÓ
1.4 FIRE 8/16V 05/

REF. 28911409 - TRAVA CENTRAL | DENTES 22 INT X 22 EXT



TRANSMISSÃO



P · A · R · T · N · E · R

HOMOCINÉTICAS

FIAT

W4H98

LADO RODA | S/ABS

PALIO 1.0 8V 11/15;
MOBI 1.0 16V 16/;
UNO VIVACE 1.0 10/14;
FIORINO 1.0 8V 14/15

REF. 2231-2029 TRAVA CENTRAL | DENTES 21 INT X 22 EXT



W4H122

LADO RODA | EIXO DELPHI

PALIO/PALIO WEEKEND/STRADA/
SIENA FIRE 1.4

REF. 7087179 - TRAVA EXTERNA | DENTES 28 INT X 22 EXT



W4H63

LADO RODA

PALIO/WEEKEND/SIENA 1.0/1.3/
FIRE 8/16V 01/

REF. 2151-599 TRAVA EXTERNA | DENTES 20 INT X 22 EXT



W4H39

LADO RODA

PALIO/SIENA/WEEKEND 1.5/1.6/1.7 97/04;
FIORINO 1.6 8V 96/06

REF. 1501-669 - TRAVA EXTERNA | DENTES 22 INT X 22 EXT



W4H29

LADO RODA

PUNTO 1.4 8V 07/14

REF. 2211-1409 - TRAVA EXTERNA | DENTES 28 INT X 29 EXT



W4H96

LADO RODA | S/ABS

STILO 1.8 8/16V 02/10

REF. 24511449 - TRAVA CENTRAL | DENTES 24 INT X 25 EXT



W4H120

LADO RODA | S/ABS

STRADA 1.3 8V FIRE 00/;
STRADA 1.5/1.6 98/06

REF. 1805-669 - TRAVA EXTERNA | DENTES 22 INT X 22 EXT



W4H28

LADO RODA

UNO VIVACE 1.4 EVO 8V 11/14;
PALIO/GRAND SIENA 1.4 8V 98/07;
FIORINO 1.4 8V 14/15

REF. 2221-1409 - TRAVA CENTRAL - DENTES 22 INT X 22 EXT



W4H37

LADO RODA

UNO 1.050/1.3 84/96;
PRÊMIO 1.3 85/85;
147 1.050/1.3/1.5 76/86

REF. 481-339 - TRAVA EXTERNA | DENTES 20 INT X 20 EXT



W4H38

LADO RODA

UNO 1.050/1.5/1.6 84/96; MILLE 1.0 94/;
FIORINO 1.3/1.5/1.6 8V 84/06

REF. 515-339 - TRAVA EXTERNA | DENTES 20 INT X 22 EXT



W4H81

LADO RODA | S/ABS

MAREA 1.8 16V 98/07;
BRAVA 1.8 16V 99/02

REF. 2281-769 - TRAVA EXTERNA | DENTES 25 EXT X 25 INT



VW

W4H123

LADO RODA

AMAROK 2.0 16V 4X4 11/

REF. 2H0 407 321 2AM - TRAVA INTERNA | DENTES 27 INT X 28 EXT



W4H125

LADO RODA | S/ABS

FOX/CROSS FOX/SPACE FOX
1.6 8V 04/ (MOTOR EA111);
POLO HATCH/SEDAN 1.6/2.0 8V 03/;

REF. 2671-839 - TRAVA INTERNA | DENTES 30 INT X 22 EXT



W4H124

LADO RODA | EIXO GKN | S/ABS

FOX 1.0 8V 04/09; GOL 1.0 8V 08/10
TODOS MOTOR EA111

REF. 1391-1709 - TRAVA INTERNA | DENTES 30 INT X 22 EXT



W4H65

LADO RODA

FOX 1.0 8V 08/13;
GOL/VOYAGE 1.0 8V 08/

REF. JHC 01115 - TRAVA CENTRAL | DENTES 22 INT X 22 EXT



TRANSMISSÃO



P · A · R · T · N · E · R

HOMOCINÉTICAS



W4H66 LADO RODA | ABS NO CUBO

FOX/CROSS FOX/SPACE FOX/POLO 1.6/2.0 03/

REF. 2101.839 - TRAVA INTERNA | DENTES 30 INT X 36 EXT



W4H90 LADO RODA

FOX 1.6 8V 10/;
GOL/SAVEIRO/VOYAGE 1.6 8V 09/

REF. 5U0498099A - TRAVA CENTRAL | DENTES 24 INT X 22 EXT



W4H34 LADO RODA

GOL/PASSAT/PARATI/SAVEIRO/VOYAGE
1.6/1.8/2.0 87/94/;
SANTANA/QUANTUM 1.8/2.0 84/92

REF. 325-129A - TRAVA INTERNA | DENTES 30 INT X 22 EXT



W4H33 LADO RODA

GOL 1.3/1.6 AR 80/86; PARATI 1.6 82/86;
PASSAT 1.5/1.6 75/86;
SAVEIRO 1.3/1.6 AR 1.6 ÁGUA 84/86;
VOYAGE 1.5 82/89

REF. 325-129 - TRAVA EXTERNA | DENTES 30 INT X 22 EXT



W4H62 LADO RODA | EIXO GKN

GOL 1.6/1.8 11-94/; PARATI 1.8 96/;
SAVEIRO 1.6/1.8 96/;
GOL/PARATI 1.0 Mi 8/16V 97/ 11-01

REF. 1391-1709 - TRAVA INTERNA | DENTES 30 INT X 22 EXT



W4H35 LADO RODA

GOL 2.0 8V 94/06;
PARATI/SAVEIRO 2.0 8V 96/;
SANTANA/QUANTUM 1.8/2.0 8V 92/

REF. 1361-419 - TRAVA INTERNA | DENTES 30 INT X 22 EXT



W4H43 LADO RODA DIREITA

GOL 1.0 8/16V 97/08;
PARATI 1.0 16V 97/07

640mm



W4H44 LADO RODA ESQUERDA

GOL 1.0 8/16V 97/08;
PARATI 1.0 16V 97/07

640mm



W4H42 LADO RODA

GOL 1.0 8/16V 97/08;
PARATI 1.0 16V 97/07

REF. 1601-569A - TRAVA CENTRAL | DENTES 28 INT X 22 EXT



W4H59 LADO RODA

GOLF 1.6/2.0 96/; AUDI A3 1.6 99/08;
BORA 2.0 04/

REF. 1761.289 - TRAVA INTERNA | DENTES 30 INT X 36 EXT



W4H74 LADO RODA | C/S/ABS

GOLF 1.8/2.0 8V 94/98;
POLO 1.8 94/98

REF. 1851.017 - TRAVA INTERNA | DENTES 30 INT X 22 EXT



W4H47 LADO RODA

LOGUS/POINTER 1.8/2.0 93/96

REF. 1171-419 - TRAVA INT | DENTES 30 INT X 25 EXT



W4H126 LADO RODA

UP 1.0 14/16 C/ABS (MANUAL)

REF. 15B498099A - TRAVA CENTRAL | DENTES 24 INT X 22 EXT



W4H56 LADO RODA

LOGUS 1.6 AP 93/96

REF. 547407311 - TRAVA INTERNA | DENTES 30 INT X 25 EXT



W4H127 LADO RODA

UP 1.0 14/ C/ABS (CÂMBIO AUTOMATIZADO)

REF. 15B498099 - TRAVA INTERNA | DENTES 29 INT X 22 EXT



TRANSMISSÃO



P · A · R · T · N · E · R

HOMOCINÉTICAS

CITROËN

W4H130 LADO RODA

C3 1.4 13/

REF. 9803602 2880 - TRAVA CENTRAL /DENTES 29 INT X 21 EXT



W4H131 LADO RODA

C3 1.4 8V 02/
MOTOR TU3JP (MANUAL)

REF. VT 5248 - TRAVA EXTERNA - DENTES 21 INT X 21 EXT



W4H45 LADO RODA

JUMPER 2.5/2.8 94/07
ARO 15"

REF. JHC 03119 TRAVA INTERNA - DENTES 39 INT X 28 EXT



W4H46 LADO RODA

JUMPER 2.5/2.8 94/07
ARO 16"

REF. JHC 03120 TRAVA INTERNA - DENTES 35 INT X 45 EXT



PEUGEOT

W4H83 LADO RODA

206 1.0/1.4 01/;
207 1.4 8V 10/

REF. KJH0105 - TRAVA INT | DENTES 22 INT X 21 EXT



W4H80 LADO RODA

306 92/01

REF. JHS 206.001 TRAVA INTERNA | DENTES 23 INT X 25 EXT



W4H143 LADO RODA

206 1.0 8V 02/ 1.4 8V 04/ 1.6 8V 05/

REF. VT 5146 - TRAVA CENTRAL | DENTES 22 INT X 21 EXT



W4H130 LADO RODA

208 1.5 12/;
207 PASSION 1.4 8V 12/; 207 1.6 16V 11/;
207 HOGGAR (MANUAL)

REF. 9803602 2880 - TRAVA CENTRAL /DENTES 29 INT X 21 EXT



W4H46 LADO RODA

BOXER 2.5/2.8 94/07
ARO 16"

REF. JHC 03120 | DENTES 35 INT X 45 EXT



W4H45 LADO RODA

BOXER 2.5/2.8 94/07
ARO 15"

REF. JHC 03119 - TRAVA INTERNA | DENTES 39 INT X 28 EXT



RENAULT

W4H79 LADO RODA

CLIO 1.0/1.6 00/;
KANGOO 1.6 16V 02/;
MEGANE 98/05


REF. KJH0107 / 1981.1139 - TRAVA CENTRAL | DENTES 22 INT X 21 EXT



W4H27 LADO RODA | S/ABS

SANDERO/LOGAN/
CLIO 1.0 16V 08/12

REF. KJH0617 - TRAVA INTERNA | DENTES 30 INT X 21 EXT



TRANSMISSÃO



P · A · R · T · N · E · R

HOMOCINÉTICAS

RENAULT

W4H26 LADO RODA | S/ABS

SANDERO/LOGAN/
CLIO 1.6 16V 08/12

REF. KJH0618 | DENTES 21 INT X 23 EXT



W4H145 LADO RODA | C/ABS

CLIO 1.6 8/16V 00/12; KANGOO 1.6 00/;
LOGAN/SANDERO/MEGANE

REF. 2001-909 - TRAVA INTERNA - DENTES 22 INT X 21 EXT



W4H147 LADO RODA

DUSTER 2.0 16V 10/
(MANUAL/AUTOMÁTICO)

REF. VT 5140 - TRAVA INTERNA | DENTES 35 INT X 25 EXT



W4H148 LADO RODA

DUSTER 1.6 16V 10/

REF. 391015061R - TRAVA INTERNA | DENTES 33 INT X 25 EXT



W4H144 LADO RODA | C/ABS

SCENIC 1.6 16V 01/11; SANDERO 1.6 10/16;
MEGANE 1.6 16V 01/13; KANGOO 1.6 16V 12/

REF. 2021-909 - TRAVA CENTRAL | DENTES 21 INT X 23 EXT



W4H146 LADO RODA | EIXO GKN | S/ABS

SCENIC 1.6 16V 01/; CLIO 1.6 8/16V 02/;
LOGAN/SANDERO/MEGANE/
KANGOO/SYMBOL 1.6 16V 10/;
TWINGO 1.2 93/02

REF. VT 5123 - TRAVA CENTRAL | DENTES 21 INT X 21 EXT



HONDA

W4H22 LADO RODA

CITY 1.5 8V 09/14;
NEW FIT 1.4 8V 09/14 1.5 8V 09/18

REF. 1622-1549 - TRAVA CENTRAL | DENTES 22 INT X 26 EXT



W4H92 LADO RODA | C/ABS

FIT 1.4 8V 1.5 16V 04/08

REF.1621-1549 - TRAVA CENTRAL | DENTES 22 INT X 26 EXT



W4H91 LADO RODA | S/ABS

CIVIC 1.8 16V 06/12

REF. 44014SNEAZZ - TRAVA CENTRAL | DENTES 22 INT X 26 EXT



W4H132 LADO RODA

CIVIC 1.8 16V 06/12
(MANUAL)

REF. 44014SNEA21 - TRAVA CENTRAL | DENTES 24 INT X 26 EXT



HYUNDAI

W4H136 LADO RODA | C/ABS

HB20 1.0 12V 3cc 12/16
(MANUAL)

REF. VT5280 - TRAVA CENTRAL | DENTES 20 INT X 25 EXT



W4H137 LADO RODA | C/ABS

HB20 1.0 12V 3cc 12/16
(AUTOMÁTICO)

REF. VT5293 - TRAVA CENTRAL | DENTES 22 INT X 25 EXT



W4H133 LADO RODA

TUCSON 2.0 16V 10/16
(MANUAL)

REF. VT5118 - TRAVA CENTRAL | DENTES 24 INT X 27 EXT



W4H135 LADO RODA | C/ABS

TUCSON 2.0 05/, 2.7 05/10 24V
TODAS (AUTOMÁTICA)

REF. 495082EC00 - TRAVA CENTRAL | DENTES 23 INT X 27 EXT



TRANSMISSÃO



P · A · R · T · N · E · R

HOMOCINÉTICAS

MITSUBISHI

W4H138 LADO RODA

L200 2.5 4X4 98/04;
L200 GL/GLS SPORT HPE 03/
SAVANA/OUTDOOR SPORT 2.5 HPE 03/
DIESEL

REF. M04JH700 - TRAVA CENTRAL | DENTES 25 INT X 28 EXT



W4H139 LADO RODA | C/ABS

L200 TRITON 3.2/3.5 08/

REF. VT5392 - TRAVA INTERNA | DENTES 35 INT X 30 EXT



NISSAN

W4H140 LADO RODA

FRONTIER 2.5 16V 4X4 07/
XTRAIL 2.5 09/

REF. VT5178 - TRAVA INTERNA | DENTES 36 INT X 29 EXT



W4H141 LADO RODA

MARCH/VERSA/LIVINA/TIIDA 1.6 16V 10/
(MANUAL)

REF. C921EL10A - TRAVA CENTRAL | DENTES 22 INT X 25 EXT



W4H142 LADO RODA

MARCH 1.0 16V 4cc 12/

REF. 391001HB0B - TRAVA INTERNA | DENTES 20 INT X 25 EXT



TOYOTA

W4H23 LADO RODA | C/ABS

COROLLA 2.0 16V 09/14

TRAVA CENTRAL | DENTES 24 INT X 26 EXT



W4H25 LADO RODA

COROLLA 1.6 MEC/AUT 1.8 AUT 02/

REF. 4351002410 - TRAVA CENTRAL - DENTES 23 INT X 26 EXT



W4H68 LADO RODA | C/ABS

COROLLA 1.6/1.8 99/01

REF. VT5220 - TRAVA INTERNA | DENTES 24 INT X 26 EXT



W4H152 LADO RODA | C/ABS

COROLLA 2.0 14/
(AUTOMÁTICO)

REF. 43410 - 02B10 / 43420 - 02C10 TRAVA INTERNA - DENTES 32 INT X 26 EXT



W4H150 LADO RODA

HILUX SRV 3.0 05/; SW4 3.0 05/
SRV 2.5 05/

REF. 434300K04 - TRAVA CENTRAL | DENTES 29 X 30



W4H149 LADO RODA

HILUX SW4 3.0 TURBO DIESEL 97/05

REF. VT 5016 - TRAVA INTERNA | DENTES 27 INT X 30 EXT



W4H101 LADO RODA DIREITA

SEMI EIXO ETIOS 1.5 16V

REF. 43410 | DENTES 26 RODA X 23 CÂMBIO



W4H100 LADO RODA ESQUERDA

SEMI EIXO ETIOS 1.5 16V

REF. 43420 | DENTES 26 RODA X 23 CÂMBIO



TRANSMISSÃO



P · A · R · T · N · E · R

DESLIZANTES

FORD

W4H61 LADO CÂMBIO

ESCORT 1.3/1.6 82/92;
VERONA 1.6 90/92

REF. 263.279 | DENTES 22 INT X 23 EXT



W4H50 LADO CÂMBIO

ESCORT 1.0/1.6 93/96
(MOTOR CHT)

REF. 146-139 - DENTES 33



W4H51 LADO CÂMBIO

BELINA/DEL REY/PAMPA 89/97
(MOTOR AP)

REF. 226-139 - DENTES 33



GM

W4H71 LADO CÂMBIO

ASTRA 2.0 16V S/ABS 99/12; IPANEMA/KADETT 1.8 8V 89/97;
MONZA 1.6/1.8 C/ABS 82/96;
VECTRA 1.8/2.0 8V, 2.2 16V 94/08;
VECTRA 2.4 16V C/S ABS 06/10;
ZAFIRA 2.0 16V C/S ABS

REF. 163-269 | DENTES 25 INT X 34 EXT



W4H103 LADO CÂMBIO

ASTRA HATCH 1.8/2.0 99/11;
VECTRA 2.0 8V 06/11;
ZAFIRA 2.0 8V 02/12

REF. 453-299 | DENTES 25 INT X 22 EXT



W4H75 LADO CÂMBIO

VECTRA 2.2 16V 97/06;
VECTRA 1.6/2.0 8V 94/06;
VECTRA 2.4

REF. 333299 | DENTES 25 INT X 34 EXT



W4H87 LADO CÂMBIO | EIXO DHB

CELTA 00/ CORSA 94/03; MONTANA 1.4 10/;
PRISMA 1.0/1.4 07/12

REF. 356.509 | DENTES 28 INT X 22 EXT



W4H24 LADO CÂMBIO | EIXO DELPHI

CORSA 1.0/1.4/1.6 94/03;
CLASSIC 1.0 (VHC) 94/09;
PICKUP 1.6 94/

REF. 356.509A | DENTES 22 INT X 22 EXT



W4H89 LADO CÂMBIO

CORSA 1.8 8V 02/; MERIVA 1.8 8V 03/12;
MONTANA 1.8 8V 04/05

REF. 453.1379 | DENTES 23 INT X 22 EXT



W4H76 LADO CÂMBIO

IPANEMA/KADETT 1.8 8V 89/97;
MONZA 1.6/1.8 C/ABS 82/96

REF. 163.269 | DENTES 25 INT X 34 EXT



W4H93 LADO CÂMBIO

AGILE 1.4 09/

REF. JHC0242 | DENTES 28 INT X 22 EXT



FIAT

W4H88 LADO CÂMBIO

DOBLO/PALIO/SIENA/STRADA
1.8 8V 02/10;
IDEA/PUNTO 1.8 8V 07/10

REF. 523.449-1 - DENTES 25



W4H155 LADO CÂMBIO

DOBLO E-TORQ 1.6/1.8 11/;
IDEA 1.6/1.8 E. TORQ 11/;
PALIO ADVENTURE 11/;
PALIO WEEKEND E-TORQ 1.6/1.8 11/;
STRADA E-TORQ 1.6/1.8 11/

REF. VT5266 - DENTES 25



TRANSMISSÃO



P · A · R · T · N · E · R

DESLIZANTES



W4H50

LADO CÂMBIO

GOL 1.0/1.3/1.6 80/94;
(MOTOR CHT)

REF. 146-139 - DENTES 33



W4H156

LADO CÂMBIO

GOL G5 1.0 08/

REF. 505U0498103 - DENTES 28



W4H51

LADO CÂMBIO

GOL/PARATI 1.6/1.8 88/06;
SANTANA 1.8/2.0 84/92;
(MOTOR AP)

REF. 226-139 - DENTES 33



W4H53

LADO CÂMBIO | EIXO DANA

GOL MI 1.0 8/16V 97/08;
PARATI 1.0 16V 97/07

REF. 143X-4-139 - DENTES 28



W4H85

LADO CÂMBIO

KOMBI 1.4 06/13 1.6 93/13

REF. 546.759 - DENTES 33



W4H52

LADO CÂMBIO

KOMBI 1.6 /97

REF. 156.169 - DENTES 33



W4H129

LADO CÂMBIO

FOX 1.6 8V FLEX /07; CROSS FOX 05/07;
SPACE FOX 1.6 8V FLEX; POLO 1.6 2.0 03/

REF. 6QE498103 - DENTES 33



W4H128

LADO CÂMBIO

FOX 1.0 8V 04/07

REF. 483-829 - DENTES 33



TRANSMISSÃO



P · A · R · T · N · E · R

REFERÊNCIAS AUXILIARES

HOMOCINÉTICAS

VETOR	W4
VT5000	W4H33
VT5001	W4H34
VT5002	W4H48
VT5003	W4H47
VT5004	W4H35
VT5005	W4H41
VT5008	W4H55
VT5009	W4H32
VT5010	W4H31
VT5011	W4H30
VT5012	W4H36
VT5014	W4H38
VT5015	W4H37
VT5016	W4H149
VT5017	W4H39
VT5019	W4H74
VT5020	W4H58
VT5021	W4H50
VT5025	W4H46
VT5026	W4H45
VT5029	W4H88
VT5030	W4H86
VT5031	W4H85
VT5033	W4H79
VT5035	W4H84
VT5038	W4H102
VT5039	W4H42
VT5040	W4H63
VT5041	W4H40
VT5042	W4H52
VT5043	W4H108
VT5045	W4H80
VT5047	W4H70
VT5048	W4H66
VT5052	W4H62
VT5053	W4H65
VT5054	W4H69
VT5055	W4H78
VT5056	W4H81
VT5059	W4H109
VT5060	W4H110
VT5061	W4H83
VT5062	W4H144
VT5063	W4H59
VT5065	W4H96
VT5066	W4H57
VT5069	W4H132
VT5071	W4H25
VT5074	W4H60
VT5081	W4H51
VT5082	W4H61
VT5084	W4H71
VT5085	W4H103
VT5086	W4H87
VT5087	W4H24
VT5088	W4H89
VT5090	W4H75
VT5091	W4H76
VT5095	W4H128
VT5096	W4H129
VT5097	W4H53
VT5098	W4H105
VT5104	W4H138
VT5105	W4H54
VT5106	W4H120
VT5109	W4H56
VT5111	W4H90
VT5113	W4H150
VT5116	W4H123
VT5118	W4H133
VT5120	W4H145

GARMA	W4
3005PK	W4H83
3011PK	W4H80
3016APK	W4H79
3016PK	W4H27
3032PK	W4H145
3035PK	W4H146
3039PK	W4H143
4010PK	W4H31
4011PK	W4H30
4012PK	W4H86
4019PK	W4H55
4020PK	W4H48
4021PK	W4H60
4022PK	W4H56
4023PK	W4H47
4035PK	W4H58
4036PK	W4H57
4037PK	W4H32
5002PK	W4H37
5004PK	W4H38
5007PK	W4H121
5014PK	W4H39
5017PK	W4H40
5018PK	W4H81
5019PK	W4H45
5021PK	W4H120
5022PK	W4H46
5023PK	W4H63
5024PK	W4H78
5025PK	W4H84
5026PK	W4H96
5028PK	W4H97
5029PK	W4H102
5031PK	W4H64
5042PK	W4H88
6008PK	W4H110
6010PK	W4H41
6016PK	W4H36
6019PK	W4H54
6021PK	W4H109
6022PK	W4H70
6023PK	W4H69
6030PK	W4H87
6031PK	W4H76
6033PK	W4H75
6034PK	W4H71
6035PK	W4H24
6036PK	W4H103
6401PK	W4H89
7009PK	W4H74
7010PK	W4H33
7015PK	W4H34
7020PK	W4H50
7024PK	W4H51
7025PK	W4H52
7035PK	W4H53
7037PK	W4H59
7043PK	W4H35
7048PK	W4H42
7049PK	W4H62
7058PK	W4H66
7059PK	W4H124
7060PK	W4H125
7063PK	W4H65
7064PK	W4H90
7200SE	W4H44
7201SE	W4H43
7401PK	W4H85
7407PK	W4H129
7408PK	W4H128
8061PK	W4H138

SPICER	W4
1105-149	W4H30
1161-279	W4H56
1171-419	W4H47
1291-419	W4H41
1345-909	W4H95
1345-909A	W4H118
1355-499	W4H36
1355-499A	W4H54
1361-419	W4H35
1391-1709	W4H124
1391-569	W4H62
143X-4-139	W4H53
146-139	W4H50
1481-609	W4H32
1491-599	W4H40
1501-669	W4H39
1525-279	W4H55
156-169	W4H52
1601-569A	W4H42
1621-1549	W4H92
1621-20011	W4H149
1622-1549	W4H22
1631-1649	W4H132
163-269	W4H75
1701-779	W4H110
1721-1139	W4H57
1735-909	W4H58
1761-289	W4H59
1805-669	W4H120
1820-2000	W4H86
1851-017	W4H74
1981-1139	W4H79
2001-909	W4H145
2021-909	W4H144
2101-839	W4H66
2151-599	W4H63
2181-1329	W4H70
2191-1329	W4H69
2211-1409	W4H29
2221-1409	W4H28
2231-2029	W4H98
2251-1409	W4H78
226-139	W4H51
2281-769	W4H81
233-269	W4H76
2381-779	W4H109
2451-1449	W4H96
2461-1449	W4H84
2601-1809	W4H65
2605-1829	W4H90
2621-1389	W4H83
263-279	W4H61
2671-839	W4H125
2761-2029	W4H97
2891409	W4H64
2931-1549	W4H45
295-149	W4H31
299-1431	W4H80
325-129	W4H33
325-129A	W4H34
333-299	W4H71
356-509	W4H87
356-509A	W4H24
4000-8772	W4H99
453-1379	W4H89
453-299	W4H103
481-339	W4H37
483-829	W4H128
515-339	W4H38
52042HD9	W4H43
52043HD	W4H44

TRANSMISSÃO



P · A · R · T · E · S


TRIZETAS

FORD

W4T61

CORCEL/BELINA 77/86; DEL REY 82/88;
PAMPA 4X2 81/89 4X4 83/

REF. 5-13345 XD - 30 DENTES - ELO 30 mm



W4T67

ESCORT ZETEC ROCAM 1.6/1.8 97/03;
FIESTA IMPR 93/95

REF. 5-135110XD - 22 DENTES - ELO 30 mm



W4T68

FIESTA 1.0/1.3 96/98 1.4/1.8 96/06;
COURIER 1.3 97/99 1.4 97/06;
KA 1.0/1.3 97/99

REF. 5-135005XD - 22 DENTES - ELO 32 mm



W4T77

FIESTA 1.0/1.6 99/06; COURIER 1.6 99/06;
ECOSPORT 1.6 03/12


REF. JTS202.404 - 21 DENTES - ELO 30,4 mm



W4T78

FOCUS 2.0 00/ (MANUAL);
FOCUS 2.0 05/08 (AUTOMÁTICO);
ECOSPORT 2.0 16V 03/ (AUTOMÁTICO)

REF. X54C3W007BA - 23 DENTES - ELO 33,9 mm



W4T79

FOCUS 2.0 16V 10/;
ECOSPORT 1.6/2.0 10/;

AM553B418BA - 24 DENTES - ELO 41,5 mm



GM

W4T80

ONIX/PRISMA 1.4 8V; SPIN 1.8 8V 13/;
COBALT 1.8 8V 12/;


REF. 582 - 30 DENTES - ELO 35,4 mm



W4T81

COBALT 1.4;
ONIX 1.4 12/;
NOVO PRISMA 1.4 12/ (MANUAL)


REF. P03TZ609 - 22 DENTES - ELO 32,5 mm



W4T84

COBALT/SPIN 1.8 8V 13/


REF. 9083 - 19 DENTES - ELO 32,1 mm



W4T83

ONIX/COBALT 1.0/1.4 12/;
SONIC 1.6 16V 13/;
SPIN 1.8 12/


REF. 580 - 23 DENTES - ELO 33 mm



W4T82

ONIX/PRISMA 1.4 8V 13/;
(MANUAL)

REF. 3272AQ - 22 DENTES - ELO 32 mm




FIAT

W4T64

FIAT 147 1.0/1.3 84/86;
UNO 1.0 91/92;
PRÊMIO 1.3 85/91;
FIORINO 1.3 /91


REF. 5-13375XD - 20 DENTES - ELO 28 mm



W4T65

FIAT 147 1.0/1.3 76/84;
FIORINO 1.3/1.5 80/84


REF. 7702195 - 20 DENTES - ELO 28 mm



W4T73

PUNTO 1.4; PALIO 1.4 FLEX 09/

REF. 51763195 - 28 DENTES - ELO 32 mm



W4T63

PALIO 1.0/1.3/1.4 96/06;
PALIO/WEEKEND/SIENA 01/;
UNO MILLE 96/99; UNO FIRE 00/06;
UNO WAY 1.0 07/09 S/ABS;
SIENA 1.0/1.3/1.4 96/00

REF. 5-135010 XD - 20 DENTES - ELO 52 mm



TRANSMISSÃO



P · A · R · T · N · E · R

TRIZETAS

FIAT

W4T66

PALIO 1.5/1.6 16V 96/;
WEEKEND/SIENA 1.5/1.6 97/;
BRAVA 1.6 16V 99/;
STRADA 1.3/1.5/1.6 98/06

REF. 5-135020XD - 22 DENTES - ELO 32 mm



W4T71

PALIO WEEKEND LOCKER; STILO 2.4 10/;
GRAND SIENA 1.5 E-TORQ;
STRADA 1.6/1.8 16V 11/


REF. - 26 DENTES - ELO 43,2 mm



W4T76

IDEA ADVENTURE 1.8 16V 11/;
PALIO/STRADA 1.6/1.8 16V 13/

REF. 46308470 - 24 DENTES - ELO 39,2 mm



W4T62

UNO 1.5/1.6 84/96; UNO MILLE 92/93;
UNO ELETTRONIC 93/; PRÊMIO/ELBA /91;
FIORINO 1.3/1.5/1.6 88/06;
STRADA 98/00


REF. 5-13365 XD - 20 DENTES - ELO 32 mm



W4T74

DOBLÔ 1.4; UNO VIVACE 1.4 10/;
IDEA FIRE 1.4 8V 03/;
PALIO/SIENA 1.4 05/14

REF. 46307552 - 21 DENTES - ELO 32 mm



W4T70

DUCATO 1,0/1,4 Ton 98/;
DUCATO 2.8 98/

REF. 1491239080EH - 39 DENTES - ELO 38,7 mm



W4T75

DUCATO 2.3/2.8 06/
ARO15/16"


REF. ATP03012 - 29 DENTES - ELO 42 mm



W4T72

DUCATO 03/
ARO 16"

REF. 149.554.1080 E/D - 45 DENTES - ELO 50,2 mm



CITRÖEN - RENAULT - PEUGEOT

W4T72

CITRÖEN JUMPER 03/;
PEUGEOT BOXER 03/
ARO 16"

REF. 1495541080 - 45 DENTES - ELO 50,2 mm



W4T75

CITRÖEN JUMPER 08/;
PEUGEOT BOXER 08/
ARO 16"

REF. AL672 - 29 DENTES - ELO 42 mm



W4T82

PEUGEOT 207 1.4 Tds 08/;
PEUGEOT 307 1.6 16V 02/


REF. 3272AQ - 22 DENTES - ELO 32 mm



W4T91

PEUGEOT 206 1.6 16V 02/; 206 1.4 8V 00/
CITRÖEN C3 1.6 16V;
AIRCROSS 1.4 (AUTOMÁTICO) 10/


REF. 3272AQEH - 22 DENTES - ELO 32 mm



W4T92

RENAULT CLIO 1.0/1.6 8/16V 96/99

REF. 7.702.295.226 - 21 DENTES - ELO 30,4 mm



TRANSMISSÃO



P · A · R · T · N · E · R


TRIZETAS

HYUNDAI - JAC - KIA

W4T81

KIA SOUL 1.6 16V 09/;
HYUNDAI HB20 1.6 16V;
HYUNDAI i30 2.0 16V 12/18


REF. AL-877 - 22 DENTES - ELO 32,5 mm



W4T87

HYUNDAI i30 09/18;
TUCSON 05/09


REF. AL-584 - 22 DENTES - ELO 38,7 mm



W4T89

JAC J2 13/15;
HYUNDAI HB20 1.0 12/

REF. IMA-4588 - 20 DENTES - ELO 30 mm



HONDA - TOYOTA

W4T85

NEW FIT 09/; NEW CIVIC 06/;
CIVIC 2.0 14/16

REF. 44310TJ0305 - 23 DENTES - ELO 39,8 mm



W4T79

COROLLA AUTOMÁTICO 2.0 12/

REF. AL532 - 24 DENTES - ELO 41,5 mm



W4T90

COROLLA AUTOMÁTICO 2.0 14/ C/ABS


REF. AL532 - 30 DENTES - ELO 39,5 mm



W4T95

COROLLA 1.8 02/


REF. AL873 - 23 DENTES - ELO 38 mm



W4T94

COROLLA 1.8 16V 03/


REF. AL874 - 23 DENTES - ELO 34 mm



W4T99

COROLLA 2.0 AUTOMÁTICO 14/ C/ABS
LADO DIREITO


REF. VT9092 - 30 DENTES - ELO 39,5 mm



W4T98

COROLLA 2.0 AUTOMÁTICO 14/ C/ABS
LADO ESQUÉRDO

REF. AL532 - 32 DENTES - ELO 42,1 mm



W4T96

HILUX SW 3.0 05/; HILUX SW 2.5 05/

REF. AL531 - 29 DENTES - ELO 48,3 mm



W4T100

HILUX 2.8 MANUAL/AUTOMÁTICO 4X4 16/

REF. VT9102 - 26 DENTES - ELO 48,3 mm



W4T97

HILUX 2.8 4X4 00/06 S/ABS

REF. AL530 - 34 DENTES - ELO 42,3mm



TRANSMISSÃO



P · A · R · T · N · E · R


CRUZETAS

LEVES

W4Z003

GM CHEVETTE/OPALA/CARAVAN 74/
FORD BELINA/PAMPA 4X4 83/


REF. 5-310-X



W4Z012

GM CHEVETTE 73/95;
FORD BELINA/CORCEL 4Cil 69/77

REF. 5-2-X




UTILITÁRIOS

W4Z002

GM A/C/D - 10/20 78/
S10/BLAZER 2.2/2.5/4.3 97/ 2.8 01/
BONANZA 4X2 89/95;
FORD F-1000 90/; F-4000 75/81


REF. 5-273-XS



W4Z004

JEEP 4 CIL. F-100


REF. 5-121-XS



W4Z008

TOYOTA BANDEIRANTES 4X4 71/06


REF. 5-178-XS



W4Z009

F-4000 82/, D-20 TURBO 92/
SILVERADO MWM TURBO


REF. 5-12219-X



W4Z010

GM A/C/D - 10 70/
FORD F-350 62/; F-1000 79/; RURAL 60/
TOYOTA HILUX 4X4 2.8 99/05;
VW KOMBI 1.6 80/85


REF. 5-153-XS



W4Z014

HYUNDAI VAN H-100


REF.CZ170



W4Z015

KIA VAN BESTA 2.7


REF. CZ172



W4Z018

mitsubishi L200 4x4


REF.OR6020



W4Z019

RANGER 4X4 98/06;
TOYOTA HILUX 2.8 4X2 99/05


5-625-X



W4Z021

FORD F-1000 95/98;
RANGER 4.0 V6 94/01 2.5 98/06


REF. 5-618X



W4Z022

mitsubishi PAJERO

REF. CZ-285



TRANSMISSÃO



P · A · R · T · N · E · R


CRUZETAS

PESADOS

W4Z001

MERCEDES 1519/2219


REF. 5-12100-X



W4Z005

MERCEDES 2217


REF. 5-12219-X



W4Z006

F-14000 HD 95/98;
F-22000 84/92;
D-60 91/


REF. 5-275-X



W4Z007

MERCEDES 1113/1313/2213


REF. 5-12213-X



W4Z011

F-14000 HD 92/95;
F-11000 À 21000 PERKINS 6358


REF. 5-263-X



W4Z013

FORD/VOLKSWAGEN/MERCEDES


REF. 5-438-X



W4Z016

MERCEDES 1214/1618/20/21/1721 94/
(CARA DE TATU)


REF. SPL90



W4Z020

VW DELIVERY 5.140 06/09 4X2 3.9 (MTR MWM);
7.100 87/02;
FORD F250/350 99/13 4.2 TURBO INTERCOOLER

5-641X



TRANSMISSÃO



P · A · R · T · N · E · R

ROLAMENTOS

ROLAMENTOS DE RODA

MODELO
**CONE
CAPA**

FORD

REF.	APLICAÇÃO	MEDIDAS (d)X(D)X(B)	POSIÇÃO
W4R102949/10	F-250	45,24 X 73,43 X 19,55	Dianteiro/Interno
W4R11749/10	Versailles E Royale 1.8/2.0, Escort E Verona 1.6/1.8/ 93	17,46 X 39,87 X 13,84	Traseiro/Externo
W4R11949/10	Belina, Corcell 79/, Del Rey, Pampa, Scala, F100/ 83, F1000/ 79	19,05 X 45,23 X 16,63	Traseiro/Externo
W4R11949/10	Ranger, Explorer.	19,05 X 45,23 X 16,63	Dianteiro/Externo
W4R12649/10	F 1000 92/ 4x2	21,43 X 50 X 17,52	Dianteiro/Externo
W4R15101/45	F350, F400, F2000, F4000 /85	25,40 X 61,91 X 19	Dianteiro/Externo
W4R329013	Escort 1.0/1.6/1.8/2.0, Verona 1.6/1.8 94/, Ka, Fiesta	29 X 50,29 X 17,4	Traseiro/Interno,Externo
W4R368/362A	F350, F400, F4000, F1000 84/86	50,80 X 88,90 X 20,63	Traseiro/Externo
W4R3982/20	F4000 Com Eixo Albarus M70 Hd	63,50 X 112,71 X 30,16	Traseiro/Interno
W4R399/365	F 1000 Dana 79/92	40 X 80 X 23	Traseiro
W4R44649/10	F 4000, Corcel li 78/ Belina, Del Rey, Pampa	26,98 X 50,29 X 14,22	Traseiro/Interno
W4R45449/10	Escort 1.6/1.8/93, Verona 1.6/1.8 /93, Jeep 4x2, Pick-up F-754x2, Rural 4x2 60/83, Versailles E Royale 1.8/2.0	29 X 50,2 X 14,2	Traseiro/Interno
W4R48548/10	F 100 /83, F1000, Ranger, Explorer 95/ 4x2	34,92 X 65,08 X 18,3	Dianteiro/Interno
W4R497/460	F 1000 92/00 Ranger 2.3/3.0 06/12 Eixo Dana	45 X 80 X 22	Traseiro
W4R501349/10	F350, F400, F2000 E F4000 /85	41,27 X 73,43 X 19,55	Dianteiro/Interno
W4R603049/11	F 1000 4x2 90/ / 4x4 93/, Explorer /95 4x4	45,24 X 77,78 X 19,84	Dianteiro/Interno
W4R67048/10	Explorer, Ranger 4x2 /95	31,75 X 59,13 X 16,75	Dianteiro/Interno
W4R68145/11	Escort, Verona 93/96	35 X 60 X 15,8	Diant./Interno, Externo
W4R78349/10	Corcel, Corcel li, Del Rey, Pampa 4x2	35 X 62 X 17	Dianteiro
W4R88128	F-100/86 Rural/jeep Willys 68/	38,89 X 80 X 27,50	Traseiro
W4R18590/520	F75/jeep/rural 4x4 Tds.	41,4 X 73 X 16,90	Diant./Interno, Externo
W4R11590/520	F75/jeep/rural 4x4 Tds.	15,87 X 42,86 X 14,28	Dianteiro

MODELO
**DUPLA
ESFERA**

FORD

REF.	APLICAÇÃO	MEDIDAS (d)X(D)X(B)	POSIÇÃO
W4R311315	Versailles, Royale 1.8 / 2.0 /94	39 X 68 X 37	Dianteiro
W4R801023	Ecosport, Fiesta Novo, Focus S/abs	29 X 53 X 37	Traseiro
W4R801663	Ecosport, Fiesta Novo, Focus C/abs	39 X 72 X 37	Dianteiro
W4R0036	Escort 1.0/1.6/1.8/2.0, Verona 1.6/1.8, Fiesta, Ka, Courier, Versailles 1.8/2.0, Royale 1.8/2.0	39 X 72 X 37	Dianteiro
W4R3532	Ecosport, Fiesta Novo, Focus C/abs	29 X 53 X 37	Traseiro
W4R801023	Fiesta 02/, Focus, Ecosport, Fusion S/abs	29 X 53 X 37	Traseiro
W4R478885	Ranger 12/ C/abs	47 X 88 X 55	Dianteiro

TRANSMISSÃO



P · A · R · T · N · E · R

ROLAMENTOS

ROLAMENTOS DE RODA

MODELO
**CONE
CAPA****GM**

REF.	APLICAÇÃO	MEDIDAS (d)X(D)X(B)	POSIÇÃO
W4R11749/10	Corsa, Celta, Tigra 1.4/1.6, Kadett 1.8/2.0, Ipanema e Monza 1.8/2.0	17,46 X 39,87 X 13,84	Traseiro/Externo
W4R11749/10	Opala, Caravan 2.5/4.1 /75, Chevette, Chevy 500 1.6, Marajó	17,46 X 39,87 X 13,84	Dianteiro/Externo
W4R11949/10	Opala, Caravan 2.5/4.1 75 /	19,05 X 45,23 X 16,63	Dianteiro/Externo
W4R12649/10	Blazer S10 4X2, Silverado, A, C, D, 10/20, Bonanza, Veraneio	21,46 X 50 X 17,52	Dianteiro/Externo
W4R298/261	Chevette, Chevy, Marajó, Opala	35 X 65 X 18	Traseiro
W4R368/362A	A, C, D - 40 85/, Silverado, Bonanza, Veraneio	50,80 X 88,90 X 20,63	Traseiro/Externo
W4R3982/20	A, C, D - 40 85/, Silverado, Bonanza / 84	63,50 X 112,71 X 30,16	Traseiro/Interno
W4R399/360	Blazer, S10 97/ C/Anel	39,5 X 73 X 22	Traseiro
W4R44649/10	Chevette, Chevy, Marajó, Opala, Caravan /75	26,98 X 50,29 X 14,22	Dianteiro/Interno
W4R45449/10	Kadett 1.8/2.0, Monza 1.8/2.0, Ipanema 1.8/2.0, Corsa, Celta, Tigra 1.4/1.6	29 X 50,2 X 14,2	Traseiro/Interno
W4R48548/10	A, C, D, 10/20 80/	34,92 X 65,08 X 18,28	Dianteiro/Interno
W4R497/460	Blazer, S10 95/97	45 X 80 X 22	Traseiro
W4R501349/10	A, C, D, 10/20/40, Bonanza 4X4, Veraneio 4X4	41,27 X 73,43 X 19,55	Dianteiro/Interno
W4R67048/10	Silverado, Opala, Caravan 2.5/4.1 75/ S10 e Blazer 4X2	31,75 X 59,13 X 16,76	Dianteiro/Interno
W4R29749/11	Opala, Chevette, Marajó	38,10 X 65,08 X 19,8	Diferencial

MODELO
**DUPLA
ESFERA****GM**

REF.	APLICAÇÃO	MEDIDAS (d)X(D)X(B)	POSIÇÃO
W4R311396	Astra /98, Kadett 1.8/2.0, Ipanema e Monza 1.8/2.0, Vectra 94/96	39 X 72,07 X 37	Dianteiro
W4R636114	Corsa /02, Celta, Tigra 1.4/1.6, Prisma 06/ Agile 06/	34 X 66 X 37	Dianteiro
W4R803775	Corsa novo, Meriva, Montana	34 X 67 X 37	Dianteiro
W4R407840	Onix, Sonic, Cobalt, Spin, Nova Tracker c/ABS	40 X 78 X 40	Dianteiro

MODELO
**DUPLO
ROLETE****GM**

REF.	APLICAÇÃO	MEDIDAS (d)X(D)X(B)	POSIÇÃO
W4R3601	Corsa novo, Meriva, Montana 02/12	27 X 53 X 43	Traseiro

TRANSMISSÃO



P · A · R · T · N · E · R

ROLAMENTOS

ROLAMENTOS DE RODA

MODELO
**CONE
CAPA****FIAT**

REF.	APLICAÇÃO	MEDIDAS (d)X(D)X(B)	POSIÇÃO
W4R32006	Ducato 2.5/2.8 aro 15 97/02	30 X 55 X 17	Traseiro/Externo
W4R32008	Ducato 2.5/2.8 aro 15 97/02	40 X 68 X 19	Traseiro/Interno
W4R32010	Ducato 2.5/2.8 aro 15 /02	50 X 80 X 20	Dianteiro
W4R32008	Ducato 2.5/2.8	40 X 68 X 19	Traseiro

MODELO
**DUPLA
ESFERA****FIAT**

REF.	APLICAÇÃO	MEDIDAS (d)X(D)X(B)	POSIÇÃO
W4R40240	Ducato 03/ aro 15'' 02/	49 X 84 X 48	Dianteiro
W4R633967	Uno, Premio, Elba 86/, Palio 1.0 / 1.5 16V, S/abs, Fiorino /96, Siena, Strada	35 X 68 X 37	Dianteiro
W4R0012	Tempra 8V / 16V S/abs, Tipo 2.0, Brava s/abs, Strada 1.5 8V/ 1.6 8V/16V S/abs, Fiorino 94/, Marea 1.8 s/abs, Dobló (substitui 633531)	37 X 72 X 37	Dianteiro
W4R0031	147, Spazio, Elba, Oggi, Premio e Fiorino 85/94, Palio e Siena 1.6, Uno,	35 X 68 X 37	Dianteiro
W4R0055	Brava c/abs, Marea 1.8 16V C/abs, Palio e Siena 1.6 2000 C/abs, Tempra 8V/ 16V C/abs, Strada 1.5 8V, 1.6V/16V C/abs	36,97 X 72,04 X 37	Dianteiro
W4R0066AA	Novo Uno, Mobi 1.0 16/18 C/ABS	35 X 66 X 33	Dianteiro
W4R40784	Ducato 03/	42 X 75 X 60	Traseiro
W4RBTH1011	Ducato 2.5 Aro 16 03/	10 X 10 X 90	Dianteiro

MODELO
**CONE
CAPA****VW**

REF.	APLICAÇÃO	MEDIDAS (d)X(D)X(B)	POSIÇÃO
W4R11749/10	Passat, Gol, Saveiro, Santana, Voyage, Parati, Apollo, Golf /98, Polo, Fusca e Brasília 74/	17,46 X 39,87 X 13,84	Traseiro/Externo
W4R11949/10	Kombi 1.5/1.6 78/	19,05 X 45,23 X 16,63	Dianteiro/Externo
W4R30304	Brasília, Fusca 1.3/1.5/1.6 /74	20 X 52 X 16,25	Dianteiro/Externo
W4R30305	Brasília, Fusca 1.3/1.5/1.6 /74	25 X 62 X 18,25	Dianteiro/Interno
W4R329013	Logus 1.6/1.8, Pointer 1.8/2.0	29 X 50,29 X 17,4	Traseiro/Interno, Externo
W4R45449/10	Brasília, Fusca 1.3/1.5/ 74/, Gol 1.3/1.6 Refrig. AR, Gol, Parati, Passat, Van 1.6 98/99, Apollo 1.8, Santana, Quantum, Saveiro, Voyage, Polo 1.6 e 1.9 Diesel, Golf /98	29 X 50,2 X 14,2	Traseiro/Interno
W4R67048/10	Kombi 1.5/1.6 78/	31,75 X 59,13 X 16,76	Dianteiro/Interno
W4R68145/11	Apollo	35 X 60 X 15,8	Dianteiro



P · A · R · T · N · E · E · R

ROLAMENTOS

ROLAMENTOS DE RODA

MODELO
**DUPLA
ESFERA**

VW

REF.	APLICAÇÃO	MEDIDAS (d)X(D)X(B)	POSIÇÃO
W4R311315	Gol 1.3/1.6 81 refrig. ar, Gol, Parati, Passat, Saveiro, Voyage, Quantum e Santana/94	39 X 68 X 37	Dianteiro
W4R311443	Golf/98, Passat imp motor AP 2000 94/97, Van 1.6 98/, Polo 1.6 Classic 96/	40 X 72 X 37	Dianteiro
W4R801136	Golf 96/, Bora, New Beetle todos	40 X 74 X 37	Dianteiro
W4R0036	Gol, Parati, Passat, Saveiro, Voyage, Santana 94/, Logus 1.6/1.8, Pointer 1.8/2.0	39 X 72 X 37	Dianteiro
W4R356637	Up C/ABS 14/18, Polo 1.6 94/	35 X 66 X 37	Dianteiro
W4R498848	Amarok C/ABS	49 X 88 X 48	Dianteiro

MODELO
ESFERA

VW

REF.	APLICAÇÃO	MEDIDAS (d)X(D)X(B)	POSIÇÃO
W4R6207	Kombi 1.6 78/	35 X 72 X 17	Traseiro
W4R6306	Brasília, Fusca 1.3/1.5/1.6	30 X 72 X 19	Traseiro

MODELO
ROLETE

VW

REF.	APLICAÇÃO	MEDIDAS (d)X(D)X(B)	POSIÇÃO
W4R45226	Kombi 78	35,2 X 62 X 19	Traseiro

MODELO
**CONE
CAPA**

ASIA MOTORS

REF.	APLICAÇÃO	MEDIDAS (d)X(D)X(B)	POSIÇÃO
W4R30205	Topic	25 X 52 X 16,25	Dianteiro/Externo
W4R30208	Topic	40 X 80 X 19,25	Traseiro/Interno, Externo
W4R48548/10	Topic	34,92 X 65,08 X 18,03	Dianteiro/Interno

MODELO
ESFERA

ASIA MOTORS

REF.	APLICAÇÃO	MEDIDAS (d)X(D)X(B)	POSIÇÃO
W4R6306	Towner	30 X 72 X 19	Traseiro/Interno, Externo

TRANSMISSÃO



P · A · R · T · N · E · R

ROLAMENTOS

ROLAMENTOS DE RODA

MODELO
**CONE
CAPA**

AUDI

REF.	APLICAÇÃO	MEDIDAS (d)X(D)X(B)	POSIÇÃO
W4R45449/10	A4 1.8/ 2.4/ 2.8	29 X 50,29 X 14,2	Traseiro/Interno
W4R11949/10	A4 1.8/ 2.4/ 2.8	19,05 X 45,23 X 16,63	Traseiro/Externo

MODELO
**CONE
CAPA**

CHRYSLER

REF.	APLICAÇÃO	MEDIDAS (d)X(D)X(B)	POSIÇÃO
W4R48548/10	D100	34,92 X 65,08 X 18,03	Dianteiro/Interno
W4R11949/10	D100	19,05 X 45,23 X 16,63	Dianteiro/Externo
W4R44649/10	1800 GL	26,98 X 50,29 X 14,22	Dianteiro/Interno

MODELO
**DUPLA
ESFERA**

HONDA

REF.	APLICAÇÃO	MEDIDAS (d)X(D)X(B)	POSIÇÃO
W4R437941	Civic 97/06, New Fit C/ABS	43 X 79 X 38/41	Dianteiro
W4R437844	New Civic 06/	43 X 78 X 44	Dianteiro

MODELO
**CONE
CAPA**

HYUNDAI

REF.	APLICAÇÃO	MEDIDAS (d)X(D)X(B)	POSIÇÃO
W4R102949/10	H 100, Parter antigo	45,24 X 73,43 X 19,55	Traseiro/Interno, Externo
W4R12649/10	H 100	21,43 X 50 X 17,52	Dianteiro/Externo
W4R399/360	H 100	39,5 X 73 X 22	Traseiro
W4R48548/10	H 100	34,92 X 65,08 X 18,28	Dianteiro/Interno

MODELO
**DUPLA
ESFERA**

HYUNDAI

REF.	APLICAÇÃO	MEDIDAS (d)X(D)X(B)	POSIÇÃO
W4R636193C	Elantra, HB20 00/	38 X 70 X 37	Dianteiro

MODELO
**DUPLA
ESFERA**

JAC MOTORS

REF.	APLICAÇÃO	MEDIDAS (d)X(D)X(B)	POSIÇÃO
W4R636193C	J3, J5 12/	38 X 70 X 37	Dianteiro

TRANSMISSÃO



P · A · R · T · N · E · R

ROLAMENTOS

ROLAMENTOS DE RODA

MODELO
**CONE
CAPA**

KIA MOTORS

REF.	APLICAÇÃO	MEDIDAS (d)X(D)X(B)	POSIÇÃO
W4R102949/10	Sportage 2.0/2.2	45,24 X 73,43 X 19,55	Dianteiro/Externo
W4R14585/25	Besta GS	35 X 68,26 X 21	Dianteiro/Interno
W4R15578/20	Besta GS	25,40 X 57,18 X 18	Dianteiro/Externo
W4R30205	Besta 2.2/2.7	25 X 52 X 16,25	Dianteiro/Externo
W4R30208	Besta 2.2/2.7	40 X 80 X 19,25	Traseiro/Interno, Externo
W4R399/360	Besta GS	39,5 X 73 X 22	Traseiro
W4R48548/10	Besta 2.2	34,92 X 65,08 X 18,28	Dianteiro/Interno

MODELO
**DUPLA
ESFERA**

KIA MOTORS

REF.	APLICAÇÃO	MEDIDAS (d)X(D)X(B)	POSIÇÃO
W4R427639	Besta GS 04/	42 X 76 X 39	Dianteiro

MODELO
**CONE
CAPA**

LADA

REF.	APLICAÇÃO	MEDIDAS (d)X(D)X(B)	POSIÇÃO
W4R11949/10	Laika 1.6	19,05 X 45,23 X 16,63	Dianteiro/Externo

MODELO
**CONE
CAPA**

MERCEDES-BENZ

REF.	APLICAÇÃO	MEDIDAS (d)X(D)X(B)	POSIÇÃO
W4R33205	Sprinter	25 X 52 X 22	Dianteiro/Externo
W4R497/460	Sprinter /98	45 X 80 X 22	Traseiro
W4R501349/10	Sprinter	41,2 X 73,4 X 19,55	Dianteiro/Interno

MODELO
**CONE
CAPA**

MITSUBISHI

REF.	APLICAÇÃO	MEDIDAS (d)X(D)X(B)	POSIÇÃO
W4R102949/10	L200 4X4, L300 2.5, Pajero 2.5/2.8/3.0/3.5	45,24 X 73,43 X 19,55	Dianteiro/Interno, Externo
W4R12649/10	L200 4X2 2.5	21,43 X 50 X 17,52	Dianteiro/Externo
W4R30208	L200, L300 2.0 4X4, Pajero 2.6 82/90, 2.3 82/86, 2.5 87/90, 3.0 89/91	40 X 80 X 19,25	Traseiro/Interno, Externo
W4R48548/10	L200 4X2 2.5	34,92 X 65,08 X 18,28	Dianteiro/Interno

TRANSMISSÃO



P · A · R · T · N · E · R

ROLAMENTOS

ROLAMENTOS DE RODA



MODELO
**DUPLA
ESFERA**

RENAULT

REF.	APLICAÇÃO	MEDIDAS (d)X(D)X(B)	POSIÇÃO
W4R40240	Master 03/	49 X 84 X 48	Dianteiro
W4R427739	Duster 2.0 4X4 12/	42 X 77 X 39	Traseiro
W4R40858	Clio, Megane, Scenic C/ABS 02/	25 X 55 X 45	Traseiro
W4R12807	Logan, Sandero 08/13, Clio 96/16	37 X 72 X 37	Dianteiro



MODELO
**DUPLO
ROLETE**

RENAULT

REF.	APLICAÇÃO	MEDIDAS (d)X(D)X(B)	POSIÇÃO
W4R12025S9	Clio 1.0/1.6 8V / 16V S/abs, Megane, R19 S/abs	25 X 52 X 37	Traseiro



MODELO
**CONE
CAPA**

RENAULT

REF.	APLICAÇÃO	MEDIDAS (d)X(D)X(B)	POSIÇÃO
W4R30205	Trafic 2.2 gas 2.1/2.5 diesel	25 X 52 X 16,25	Traseiro/Externo



MODELO
**CONE
CAPA**

SEAT

REF.	APLICAÇÃO	MEDIDAS (d)X(D)X(B)	POSIÇÃO
W4R11749/10	Cordoba, Ibiza, Ibiza GIX / SXE 96/99	17,46 X 39,87 X 13,84	Traseiro/Interno
W4R45449/10	Cordoba, Ibiza, Ibiza GXi / SXE 96/99	29 X 50,2 X 14,2	Traseiro/Externo



MODELO
**DUPLA
ESFERA**

CITRÖEN / PEUGEOT

REF.	APLICAÇÃO	MEDIDAS (d)X(D)X(B)	POSIÇÃO
W4R40547	Citroen Xsara/Peugeot 106		Dianteiro
W4R12025S9	Peugeot 206 98/10 / 306 92/01	25 X 52 X 37	Traseiro
W4R40784	Peugeot Boxer 94/06 / Citroën Jumper	42 X 75 X 60	Traseiro
W4R0051B	206 98/10, 207 08/	37 X 72 X 33	Dianteiro



MODELO
ESFERA

TOYOTA

REF.	APLICAÇÃO	MEDIDAS (d)X(D)X(B)	POSIÇÃO
W4R6308	Hilux 2.8 D / 3.0 G 4X4	40 X 90 X 23	Traseiro

TRANSMISSÃO



P · A · R · T · N · E · R

ROLAMENTOS

MODELO
**DUPLA
ESFERA**

ROLAMENTO AR-CONDICIONADO

REF.	APLICAÇÃO	MEDIDAS (d)X(D)X(B)
W4R38BG05	Fiat Palio e Siena 1.0, VW Gol e Parati 1.0.	38 X 54 X 17
W4R40BGS11	VW Gol, Parati e Saveiro 1.6/1.8 Santana e Quantum, GM Kadett, Fiat Uno, Palio, Tempra todos menos 1.0, Ford Escort, F1000, Toyota Bandeirante, MB, Volvo Caminhões	40 X 62 X 24

MODELO
ESFERA

ROLAMENTO ALTERNADOR

REF.	APLICAÇÃO	MEDIDAS (d)X(D)X(B)
W4R1799D	VW Gol G IV 1.0 Mpi (Total Flex) 05/	17 X 62 X 17



KIT ROLAMENTO DE RODA

REF.	APLICAÇÃO	POSIÇÃO
W4R2300	Ford Escort 1.6/1.8, Verona 83/96, VW Apollo 90/92	Dianteiro
W4R2301	Ford Escort 1.6/1.8, Verona 83/96, VW Apollo 90/92	Traseiro
W4R2302	Ford Fiesta, Ka, Escort 93/, VW Logus e Pointer 93/97	Traseiro
W4R2303	VW Gol 80/97, Passat, Saveiro, Santana, Ford Versailles /97.	Traseiro
W4R2304	GM Corsa todos, Kadett e Monza.	Traseiro
W4R2305	VW Kombi 74/	Dianteiro

ROLAMENTOS DIVERSOS

REF.	APLICAÇÃO	MEDIDAS (d)X(D)X(B)
W4R607	Rolamento de esfera aplic. Industrial	7 X 19 X 6
W4R608	Rolamento do motor ventilador e limpador de parabrisa GM/VW/FORD	8 X 22 X 7
W4R6000	Rolamento alternador Delco GM e aplicação industrial	10 X 26 X 8
W4R6002	Rolamento do motor de partida Bosch MB/Scania e aplicação industrial	15 X 32 X 9
W4R6003	Rolamento alternador Bosch/Magneti Marelli Fiat Palio e aplicação industrial	17 X 35 X 10
W4R6004	Rolamento do pinhão dianteiro câmbio GM Opala 71/92, Vectra 93/11 e aplicação industrial	20 X 42 X 12
W4R6005	Rolamento bomba d'água Volvo e aplicação industrial	25 X 47 X 12
W4R6007	Rolamento do alternador Nissan e aplicação industrial	35 X 62 X 14
W4R6200	Rolamento do alternador Wapsa Ford Del Rey/Corcel e aplicação industrial	10 X 30 X 9
W4R6201	Rolamento de esfera aplicação industrial	12 X 32 X 10
W4R6202	Rolamento de esfera aplicação industrial	15 X 35 X 11
W4R6203	Rolamento do dinamo VW Fusca e alternador Wapsa Bosch FORD/VW e aplicação industrial	17 X 40 X 12
W4R6204	Rolamento alternador Wapsa Ford F1000 79/98, F4000 75/ e aplicação industrial	20 X 47 X 14
W4R6205	Rolamento de bomba d'água Scania/Volvo e aplicação industrial	25 X 52 X 15
W4R6208	Rolamento de esfera aplicação industrial	40 X 80 X 18
W4R6209	Rolamento caixa transmissão eixo primário Volvo e aplicação industrial	45 X 85 X 19
W4R6301	Rolamento de esfera e aplicação industrial	12 X 37 X 12
W4R6303	Rolamento alternador MB e aplicação industrial	17 X 47 X 14
W4R62201	Rolamento aplicação industrial	12 X 32 X 14
W4R62300	Rolamento de esfera aplicação industrial	10 X 35 X 17



P · A · R · T · N · E · R

REFERÊNCIAS AUXILIARES

ROLAMENTOS

VTO	W4
11590/20	W4R11590/520
11749/10	W4R11749/10
11949/10	W4R11949/10
12025S9	W4R12025S9
12306M	W4R0066AA
12649/10	W4R12649/10
12807M	W4R12807
14585/25	W4R14585/25
15101/45	W4R15101/45
15578/20	W4R15578/20
18590/20	W4R18590/520
30205	W4R30205
30304	W4R30304
30305	W4R30305
311315	W4R311315
311396	W4R311396
311443	W4R311443
32006X	W4R32006
32008X	W4R32008
329013	W4R329013
33205	W4R33205
356637M	W4R356637
356837	W4R0031
356837	W4R633967
368/362A	W4R368/362A
377237	W4R0012
377237M	W4R0055
387037	W4R636193C
387236	W4R3729
397237	W4R0036
397237M	W4R801663
3982/20	W4R3982/20
399/360L	W4R399/360
399/365L	W4R399/365
40240	W4R40240
40547	W4R40547
40547M	W4R0051B
40784	W4R40784
407840M	W4R407840
40858	W4R40858
40BGS11DS	W4R40BGS11
427639	W4R427639
427739	W4R427739
437844M	W4R437844
437941M	W4R437941
44649/10	W4R44649/10
45226	W4R45226
45449/10	W4R45449/10
478855M	W4R478885
48548/10	W4R48548/10
497/460L	W4R497/460
498848M	W4R498848
501349/10	W4R501349/10
559060	W4RBTH1011
603049/11	W4R603049/11
636114	W4R636114
67048/10	W4R67048/10
68145/11	W4R68145/11
78349/10	W4R78349/10
801023	W4R801023
801025M	W4R3532
801136	W4R801136
803775	W4R803775
88128TN9	W4R88128
B17-99D	W4R1799D
V3601	W4R3601
V6000	W4R6000
V6002	W4R6002
V6004	W4R6004
V6005	W4R6005
V6007	W4R6007

SKF	W4
11590/11520	W4R11590/520
12G-88128 TN9/GJN	W4R88128
15101/15245	W4R15101/45
18590/18520/Q	W4R18590/520
30205J2/Q	W4R30205
30304 J2/Q	W4R30304
30305 J2/Q	W4R30305
32006 X/Q	W4R32006
32008 X/Q	W4R32008
330757 C/Q	W4R78349/10
33205/Q	W4R33205
368 A/362 A/Q	W4R368/362A
3982/3920/2/Q	W4R3982/20
6000-2Z	W4R6000
6002-2Z	W4R6002
6004-Z	W4R6004
6005-2Z	W4R6005
6007	W4R6007
6072Z	W4R607
608-2RSH/C3	W4R608
6201-2Z	W4R6201
6202-2Z	W4R6202
6203-2Z	W4R6203
6204-2Z	W4R6204
6205-2Z	W4R6205
6207-2Z	W4R6207
6209-2Z	W4R6209
62201-2RS1/C3HTVT193	W4R62201
62300-2RS1	W4R62300
6301-2Z	W4R6301
6303-2Z	W4R6303
6306-2Z	W4R6306
BAH-0012 AD/VK210	W4R0012
BAH-0031 D/VK210	W4R0031
BAH-0031 D/VK210	W4R633967
BAH-0036/VK210	W4R0036
BAH-0066AA	W4R0066AA
BAH-0094	W4R12807
BAH-0206/VC560	W4R311396
BAHB-0106	W4R356637
BAHB-311315 AD B	W4R311315
BAHB-636114 B/VK210	W4R636114
BT1-0605/Q	W4R11949/10
BT1-0606/Q	W4R11749/10
BT1-0607/Q	W4R45449/10
BT1B-329013A/Q	W4R329013
BT1B-332541AB/Q	W4R68145/11
BTH-1206AB/VK210	W4R801023
BTH-1206AB/VK210	W4R3532
FW115/FWB115	W4R427639
L 44649/610/QVK210	W4R44649/10
LM 48548/510/Q	W4R48548/10
LM 501349/310/Q	W4R501349/10
LM 603049/011Q	W4R603049/11
LM 67048/010/QVK210	W4R67048/10
M 12649/610/Q	W4R12649/10
N 4505 CRK	W4R45226
U 399/360 A/L	W4R399/360
U 399/365 A/L	W4R399/365
U 497/460 L	W4R497/460
VKBA 3600 A	W4R803775
VKBA 3601 A	W4R3601
VKBA 3639	W4R40858
VKBA 3642	W4R40784
VKBA 3246	W4R437941
VKBA 3657	W4R0051B
VKBA 3729	W4R3729
VKBA 3936	W4R15578/20
VKBA 3936	W4R14585/25
VKBA 6746 B	W4R498848
VKBA 6916 A	W4R437844

FAG	W4
101157	W4R40240
101291	W4R3601
101663	W4RBTH1011
101801	W4R437844
208 KRR	W4R88128
30205A	W4R30205
30304A	W4R30304
30305A	W4R30305
32006X	W4R32006
32008X	W4R32008
33205	W4R33205
505508	W4R11949/10
506765	W4R67048/10
527631	W4R12807
532066	W4R0036
540484A	W4R68145/11
540733CA	W4R311315
541153A	W4R0031
541153A	W4R633967
542186A	W4R311396
546467	W4R12025S9
561166	W4R40547
562398A	W4R0012
566719	W4R311443
572428	W4R329013
579102A	W4R427639
57979434	W4R0055
580400	W4R636114
6000ZZ	W4R6000
6002	W4R6002
6005	W4R6005
6007	W4R6007
607.2Z	W4R607
608.2Z	W4R608
6201.2ZR	W4R6201
6202.2ZR	W4R6202
6203.2ZR	W4R6203
6204.2ZR	W4R6204
6205.2ZR	W4R6205
6207.2ZR	W4R6207
6209.2ZR	W4R6209
62201.2RSR.C3	W4R62201
62300.2Z	W4R62300
6301.2Z	W4R6301
6303.2ZR	W4R6303
6306.2ZR	W4R6306
713610930	W4R498848
713617930	W4R437941
713618550	W4R3729
713626100	W4R15578/20
713626100	W4R14585/25
713630950	W4R40858
713631180	W4R427739
713640310	W4R0051B
713640330	W4R40784
801023	W4R801023
801023AB	W4R3532
801136	W4R801136
801663AA	W4R801663
803775	W4R803775
805274	W4R368/362A
F80376903	W4R356637
FG805921	W4R636193C
K11590.11520	W4R11590/520
K15101.15245.J42B	W4R15101/45
K3982.3920	W4R3982/20
KL44649.L44610	W4R44649/10
KL45449.L45410	W4R45449/10
KLM 11749.LM11710	W4R11749/10
KLM501349.LM501310	W4R501349/10
K-LM48548/510	W4R48548/10


TRANSMISSÃO



P · A · R · T · N · E · R


KIT EMBREAGEM

FORD



VEÍCULO/MODELO	ANO	CÓDIGO	CONTEÚDO	MEDIDAS	ESTRIAS
COURIER					
1.3 8V, 1.4 16V, 1.6 ZETEC	96/13	W4K05	DISCO, PLATÔ	DISCO - 180mm PLATÔ - 190mm	17
ESCORT					
1.3/1.6 XR3	83/92	W4K10	DISCO, PLATÔ E COLAR	DISCO - 200mm PLATÔ - 200mm	17
1.0 Hobby (CHT/AE)	90/96				
1.3/1.6 LX (CHT)	83/92				
VERONA					
1.3/1.6 LX (CHT)	89/95	W4K10	DISCO, PLATÔ E COLAR	DISCO - 200mm PLATÔ - 200mm	17

GM



VEÍCULO/MODELO	ANO	CÓDIGO	CONTEÚDO	MEDIDAS	ESTRIAS
AGILE					
1.4 (FLEX)	tds	W4K04	DISCO, PLATÔ E COLAR	DISCO - 190mm PLATÔ - 200mm	14
CELTA					
1.0/1.4	94/	W4K04	DISCO, PLATÔ E COLAR	DISCO - 190mm PLATÔ - 200mm	14
CORSA/CLASSIC					
1.0/1.4 8/16V	94/	W4K04	DISCO, PLATÔ E COLAR	DISCO - 190mm PLATÔ - 200mm	14
CORSA PICK-UP	95/	W4K09	DISCO, PLATÔ E COLAR	DISCO - 200mm PLATÔ - 205mm	14
MONTANA					
1.8 8V	04/	W4K16	DISCO, PLATÔ E ATUADOR	DISCO - 205mm PLATÔ - 205mm	14
PRISMA					
1.0/1.4 8V	01/	W4K04	DISCO, PLATÔ E COLAR	DISCO - 190mm PLATÔ - 200mm	14


TRANSMISSÃO



P · A · R · T · N · E · R

KIT EMBREAGEM

FIAT




VEÍCULO/MODELO	ANO	CÓDIGO	CONTEÚDO	MEDIDAS	ESTRIAS
FIORINO					
1.0/1.3 8V	84/	W4K06	DISCO, PLATÔ E COLAR	DISCO - 180mm PLATÔ - 180mm	17
1.3 8V	95/	W4K07	DISCO, PLATÔ E COLAR	DISCO - 180mm PLATÔ - 180mm	20
1.3 (FIRE)	04/	W4K14	DISCO, PLATÔ E COLAR	DISCO - 190mm PLATÔ - 190mm	20
STRADA					
Working/Adventure 1.6 8/16V	98/08	W4K13	DISCO, PLATÔ E COLAR	DISCO - 200mm PLATÔ - 200mm	20
1.3/1.4	01/	W4K14	DISCO, PLATÔ E COLAR	DISCO - 190mm PLATÔ - 190mm	20
UNO					
1.0/1.3 8V	84/	W4K06	DISCO, PLATÔ E COLAR	DISCO - 180mm PLATÔ - 180mm	17
Mille 1.0/1.3 8V	00/08	W4K07	DISCO, PLATÔ E COLAR	DISCO - 180mm PLATÔ - 180mm	20
1.0/1.4 (EVO FIRE) 1.3 (FIRE)	10/ 02/12	W4K14	DISCO, PLATÔ E COLAR	DISCO - 190mm PLATÔ - 190mm	20

TRANSMISSÃO




P · A · R · T · N · E · R

KIT EMBREAGEM

VW

VEÍCULO/MODELO	ANO	CÓDIGO	CONTEÚDO	MEDIDAS	ESTRIAS
GOL					
1.0 8/16V 97 (Mi) 1.0 8V GII/II/IV 02/ (POWER)	95/07 02/	W4K03	DISCO, PLATÔ E COLAR	DISCO - 180mm PLATÔ - 180mm	28
KOMBI					
1.4 8V TOTAL FLEX	06/	W4K15	DISCO, PLATÔ E COLAR	DISCO - 200mm PLATÔ - 200mm	24
PARATI					
1.0 8/16V 97 (Mi) 1.0 8V GII/II/IV 02/ (POWER)	89/04 02/	W4K03	DISCO, PLATÔ E COLAR	DISCO - 180mm PLATÔ - 180mm	28
SAVEIRO					
1.8/2.0 (AP)	89/04	W4K01	DISCO, PLATÔ E COLAR	DISCO - 200mm PLATÔ - 200mm	24
1.0/1.6 (CHT/AE)	85/06	W4K02	DISCO, PLATÔ E COLAR	DISCO - 180mm PLATÔ - 190mm	17
1.6/1.8 8V FLEX	08/	W4K08	DISCO, PLATÔ E COLAR	DISCO - 200mm PLATÔ - 200mm	28

HONDA/TOYOTA



VEÍCULO/MODELO	ANO	CÓDIGO	CONTEÚDO	MEDIDAS	ESTRIAS
CITY					
1.5 16V	09/	W4K17	DISCO, PLATÔ E COLAR	DISCO - 200mm PLATÔ - 200mm	20
FIT					
1.4 8V LX CVT/MT	04/08	W4K18	DISCO, PLATÔ E COLAR	DISCO - 190mm PLATÔ - 190mm	20
New Fit 1.4/1.5 16V	09/	W4K17	DISCO, PLATÔ E COLAR	DISCO - 200mm PLATÔ - 200mm	20
HILUX					
2.5/3.0 16V (VIGO TD)	05/	W4K19	DISCO, PLATÔ E COLAR	DISCO - 260mm PLATÔ - 263mm	21
SW4 3.0 16V TDI SR/SRV	05/	W4K19	DISCO, PLATÔ E COLAR	DISCO - 260mm PLATÔ - 263mm	21


TRANSMISSÃO



P · A · R · T · N · E · R

KIT EMBREAGEM


RENAULT/PEUGEOT



VEÍCULO/MODELO	ANO	CÓDIGO	CONTEÚDO	MEDIDAS	ESTRIAS
CLIO					
1.0 8/16V (D4D JBI)	99/	W4K12	DISCO, PLATÔ E COLAR	DISCO - 180mm PLATÔ - 180mm	26
1.6 16V (K4M JB3)	99/	W4K11	DISCO, PLATÔ E COLAR	DISCO - 200mm PLATÔ - 200mm	26
KANGOO					
1.0 8/16V (D4D JBI)	00/	W4K12	DISCO, PLATÔ E COLAR	DISCO - 180mm PLATÔ - 180mm	26
1.6 16V (K4M JB3)	00/	W4K11	DISCO, PLATÔ E COLAR	DISCO - 200mm PLATÔ - 200mm	26
LOGAN/SANDERO					
1.0 16V(D4D JBI)	07/	W4K12	DISCO, PLATÔ E COLAR	DISCO - 180mm PLATÔ - 180mm	26
1.6 16V (K4M JB3)	07/	W4K11	DISCO, PLATÔ E COLAR	DISCO - 200mm PLATÔ - 200mm	26
SYMBOL					
1.6 16V (K4M JB3)	08/	W4K11	DISCO, PLATÔ E COLAR	DISCO - 200mm PLATÔ - 200mm	26
TWINGO					
1.0 8V (D4D JBI)	94/05	W4K12	DISCO, PLATÔ E COLAR	DISCO - 180mm PLATÔ - 180mm	26

Clutches Embreagem

DISCO
TRANÇADO
MAIOR DURABILIDADE



PADRÃO
INTERNACIONAL
DE QUALIDADE

SEM AMIANTO
NO ASBESTOS

Transmitindo a rotação certa
para o seu negócio

TRANSMISSÃO

